

STATISTICAL BULLETIN ON FOREIGNERS AND IMMIGRATION

This bulletin includes the most recent data on foreigners with registration certificate or residence permit in force presented in the context of the total population residing in Spain, whose increase in the last decade is closely associated with the increase in the foreign population. In the last ten years the rising number of foreign residents has been matched by an increase in the share of foreigners as a percentage of the total population, reaching 9.76% at the end of 2008.

An analysis is made here of the foreign population with registration certificate or residence permit in force as at December 31st 2008, which total 4,473,499 citizens, placing special emphasis on the fifteen largest national collectives and their main socio-demographic variables (age, sex, nationality and place of birth), as well as variables related to their residence in Spain (residence regime, type of permit and issuance reason).

The information available makes it possible to analyse the individual characteristics of each collective. For example, the Moroccan population is the youngest, the Dominican is the one with the highest female ratio, the Peruvian is the most recently settled, the Argentine is the longest settled, etc.

Likewise, an analysis is made of the geographical distribution of foreigners and their concentration by provinces, both in absolute terms and in relation to the total population of each province. Here significant differences are also found between nationalities. For example, Peru and Ecuador are the countries whose nationals are the most geographically concentrated, whilst the Portuguese and the Romanians are the most scattered.

Consuelo Rumí Ibáñez

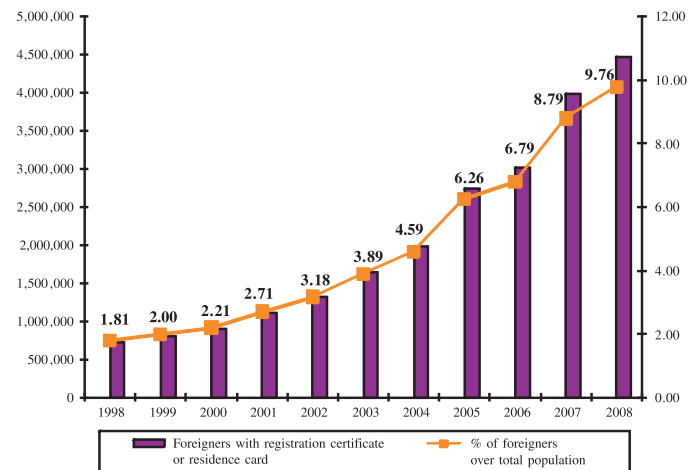
Secretary of State for Immigration and Emigration
President of the Permanent Observatory for Immigration

MAIN CHARACTERISTICS OF FOREIGN RESIDENTS IN SPAIN. 31-12-2008

In the last decade, the Spanish **population growth** has been influenced by a marked increase in the number of foreign residents. In the period between January 1st 1999 and January 1st 2009, the population in Spain increased by six million persons (precisely 6,025,345)¹, whilst the foreign population with residence permit (based on data as at December 31st of the previous year) increased by nearly four million (3,753,852 residents more). This means that 62.30% of the total population growth can be attributed to **foreigners** with residence permit or registration certificate in force.

The **annual increases** in the total population do not reach 2% in any of the years under review. However, the data on foreign residents reveals increases of more than 10%, exceeding 30% in two of those years (2005 and 2007).

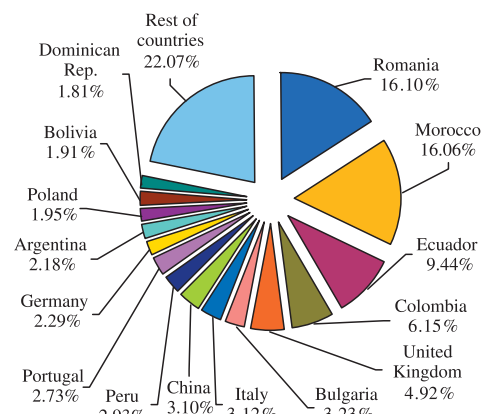
Foreigners with registration certificate or residence permit and as a share of the total population. 1998-2008



Foreigners with registration certificate or residence permit. Main nationalities. 2007 and 2008

	31-12-2008	31-12-2007	Annual variation	
			Absolute	%
TOTAL	4,473,499	3,979,014	494,485	12.43
Romania	718,844	603,889	114,955	19.04
Morocco	717,416	648,735	68,681	10.59
Ecuador	421,527	395,808	25,719	6.50
Colombia	274,832	254,301	20,531	8.07
United Kingdom	219,738	198,638	21,100	10.62
Bulgaria	144,401	127,058	17,343	13.65
Italy	139,132	124,936	14,196	11.36
China	138,558	119,859	18,699	15.60
Peru	130,900	116,202	14,698	12.65
Portugal	121,918	101,818	20,100	19.74
Germany	102,202	91,670	10,532	11.49
Argentina	97,277	96,055	1,222	1.27
Poland	86,995	70,850	16,145	22.79
Bolivia	85,427	69,109	16,318	23.61
Dominican Rep.	80,973	70,775	10,198	14.41
Rest of countries	985,771	888,181	97,590	10.99
Stateless and Unknown	7,588	1,130	6,458	571.50

Foreigners with registration certificate or residence permit. Main nationalities. 31-12-2008



¹ The data on the total population in Spain, up to 2001 inclusive, have been taken from Intercensus Estimates, and as of 2002 from the Current Population Estimates, both published by the National Statistics Institute.

As at December 31st 2008, the foreign population with registration certificate or residence card in force is 4,473,499 persons, representing 9.76% of the total population estimated by the National Statistics Institute as at January 1st 2009.

The largest collective is the **Romanian**, with 718,844 citizens, which in 2007 nearly trebled in number compared with the previous year, coinciding with Romania's adhesion to the European Union. At the end of 2008, the number of **Moroccans** stands at 717,416. The **Ecuadorian and Colombian collectives** hold third and fourth rank (421,527 and 274,832 nationals, respectively) and are part of the group of Latin American countries with which Spain holds strong linguistic, cultural and historical ties. The fifth rank is held by nationals of **British** origin (219,738), mainly located on the Mediterranean coast and the islands. These five nationalities make up more than half of the foreign residents in Spain (52.67%).

Age and sex

As at December 31st 2008, 53.90% of the foreign residents are **men** (2,407,716) and 46.10% are **women** (2,059,252). However, in the total population the percentage of women is higher (as at January 2009 they represent 50.62% of the total). The highest ratios of women are found in the foreign population of Dominican nationality (58.53%), Bolivian (56.62%) and Colombian (56.09%); the collectives with the highest ratios of men are the Portuguese (67.12%) and the Moroccan (61.92%).

As at December 31st 2008, 3,711,422 foreign residents are of **working age**, representing 83.05% of the total. The second largest age group is the 0 to 15 years, with 585,613 foreigners (13.10% of the total). Lastly, the group aged 65 years and over is comprised of 172,104 foreigners (3.85%). The **average age** is just over 33 years. Compared with the same date of the year 2007, the increases are 8.48% in the group of foreigners over 64 years of age and 16.24% in the group of foreigners under 16 years of age.

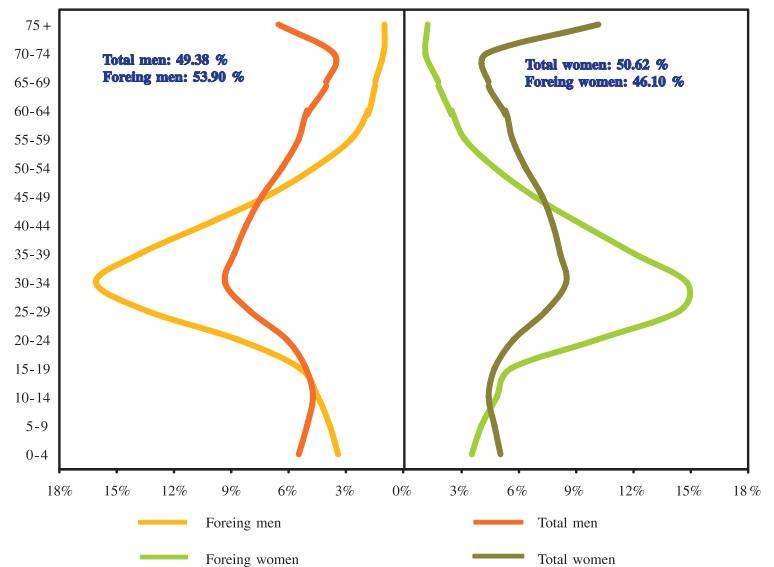
The nationalities with the largest **youth population** are the Moroccan, the Ecuadorian and the Romanian, each with more than fifty thousand youths under 16 years of age. These same countries, although in a different order, are the ones with the highest number of nationals of working age, more than three hundred thousand residents in each case. On the opposite end, the British, followed by the Germans, are the ones with the highest number of citizens of **retirement age**.

The total population, i.e., the overall number of Spaniards and foreigners, is more aged than the foreign population (people over 64 years make up 16.65% of the total population), and people between 16 and 64 years make up 67.66%. As a result of this, the **rate of dependency**, understood as the number of persons under 16 or over 64 years of age for every one hundred persons of productive age, is higher among the total population, reaching 47.81%, whilst among foreign residents the rate is 20.42%.

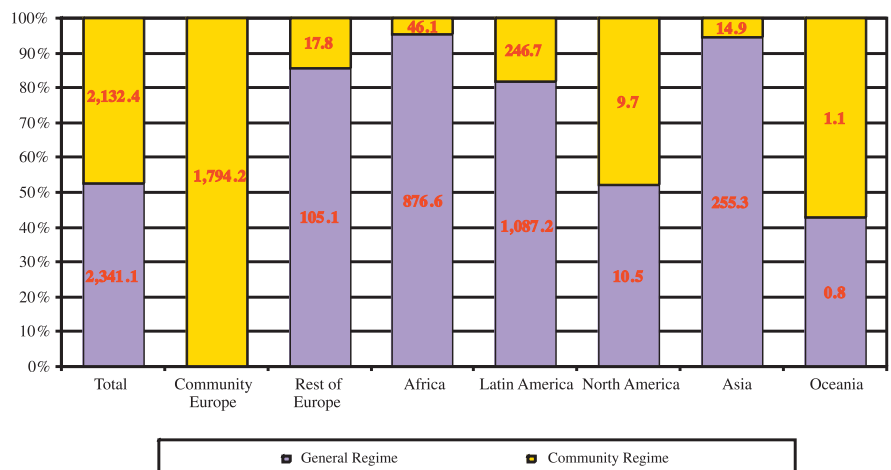
Residence regime

The residence regime classifies foreigners, based on the legal system of immigration applicable to them, as residents under the Community Regime² or the General Regime. In 1998 and 1999, the number of foreigners included in the Community Regime was higher than the number included in the General Regime. However, since the year 2000, the **General Regime** has become the **largest in number** with a share of the total that ranges from 52% in 2008 to 71% in 2005. As at December 31st 2008, the number of foreigners included in the General Regime is 2,341,052 (52.33% of the total), compared with 2,132,447 in the Community Regime. As well as being applicable to all citizens of the European Community, the Community Regime is also the most common to citizens of Oceania countries. The General Regime predominates in respect of the rest of the geographical areas, with percentages of the total that range from 51.91% among citizens of North America to 95.01% among nationals of African countries.

Age and sex structure of the total population and the foreign population with registration certificate or residence permit. 31-12-2008



Foreigners with registration certificate or residence permit by continent of nationality and residence regime. Data expressed in thousands. 31-12-2008



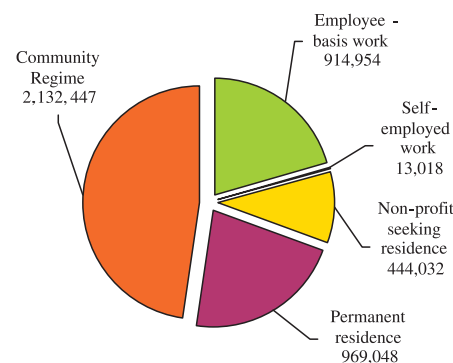
² Comprises nationals of Member States of the European Union, nationals of other States party to the Agreement on the European Economic Area (Iceland, Liechtenstein and Norway) and of the Swiss Confederation, as well as their family members and the family members of Spaniards who are nationals of third countries.

Reason for issuance of permit or certificate

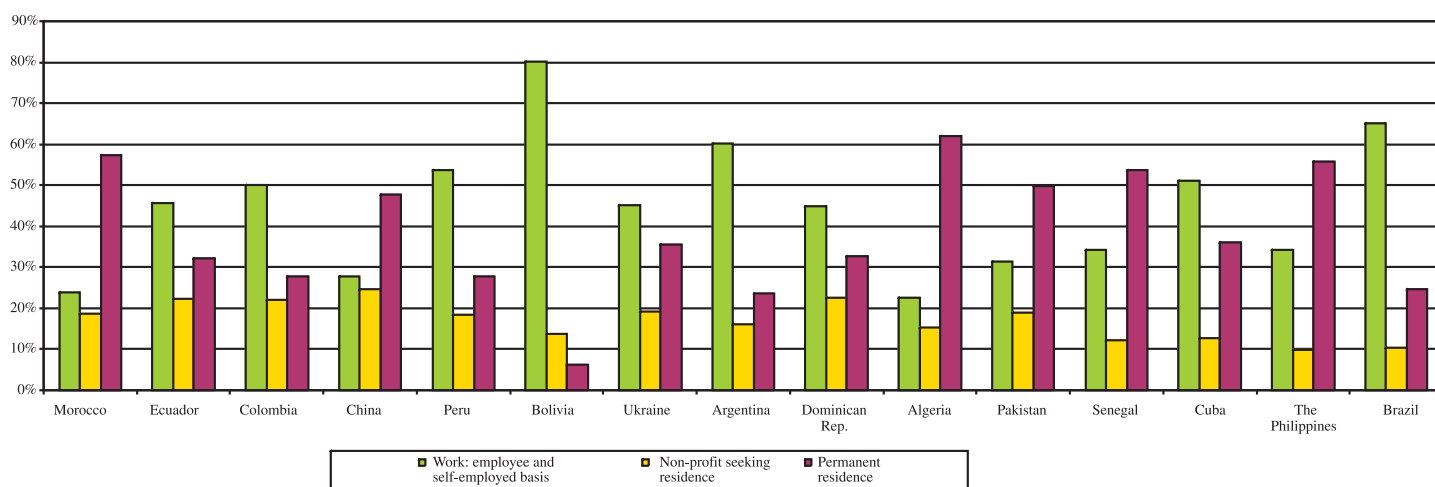
Refers to the reason why the card or certificate was issued, and indicates whether the card or certificate entitles the holder to perform a profit-seeking activity and, if so, what kind of activity. At the end of 2008, the number of work permits in force entitling the holder to work on an **employee basis** total 914,954; if we add the 13,018 residence permits entitling the holder to work on a **self-employed basis**, they represent 20.74% of the total number of permits in force. On another front, the 444,032 **residence permits which do not entitle the holder to perform a profit-seeking activity** make up 9.93%. Among others, these include residence permits on grounds of family reunification. Lastly, **permanent residence permits** entitling the holder to reside in Spain for an indefinite period and to work under the same conditions as Spaniards total 969,048, representing 21.66%. The remaining 47.67% are **registration certificates of Community citizens** and residence cards held by their **family members**.

Compared with the same date of the previous year, there has been an increase in the number of permanent permits (13.79%) and in the Community Regime (31.49%). However, the number of residence and work permits has fallen (by approx. 12.5%). The number of residence permits which do not entitle the holder to perform a profit-seeking activity has hardly varied (falling by 0.56%).

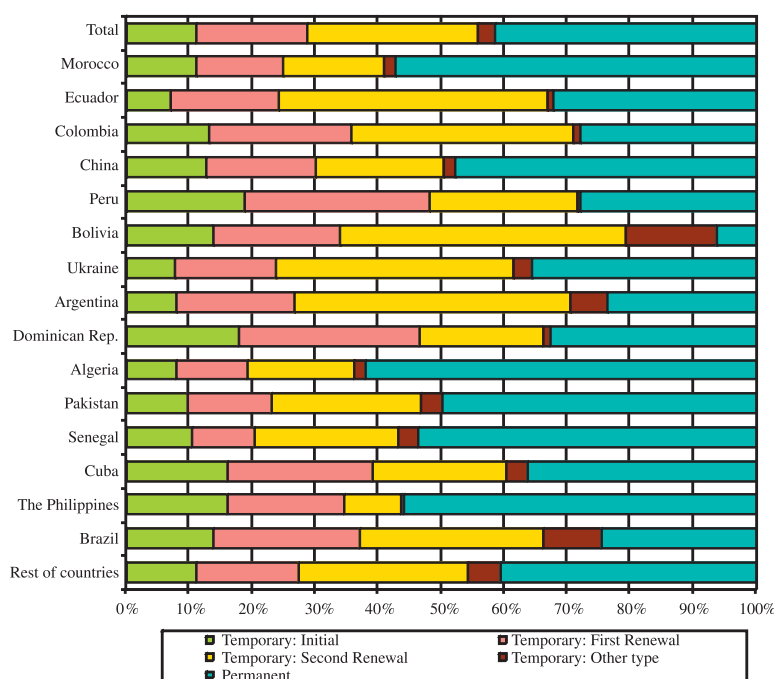
Foreigners with registration certificate or residence permit by issuance reason. 31-12-2008



Foreigners in the General Regime by residence permit issuance reason. Main nationalities. 31-12-2008



Foreigners in the General Regime by type of residence permit. Main nationalities. 31-12-2008



Type of residence permit

Residence permits under the General Regime are classified as temporary or permanent. **Temporary permits** (1,372,004) outnumber permanent permits (969,048). The number of temporary permits in force has fallen by 8.88% since December 2007. The number of initial and first-renewal residence permits has fallen by 61,092 and 465,560, respectively, and the number of second-renewal residence permits has increased by more than 350,000. In other words, the **period of stay of foreign residents in Spain is increasing**, which is mirrored in the shift towards second-renewal and permanent residence permits.

This situation is also confirmed by the number of persons who **obtained Spanish nationality** on grounds of residence³, where we can see the same **rising trend**. In effect, in the period 2001-2008, 364,592 foreigners were granted Spanish nationality on grounds of residence, increasing from 16,743 in 2001 to 84,170 in 2008.

Based on nationality, Peruvians and Dominicans are the collectives with the highest percentages of initial and first-renewal temporary permits. Nationals of Bolivia, Argentina and Ecuador hold the highest percentages of second-renewal temporary permits, above 40%. In the case of permanent permits, the Algerians (61.98%) and the Moroccans (57.26%) hold the highest percentages.

³ To obtain Spanish nationality on grounds of residence one must have lived in Spain legally and continuously immediately prior to the application for a period of ten, five, two or one year, in accordance with the cases provided for in article 22 of the Civil Code.

Place of birth

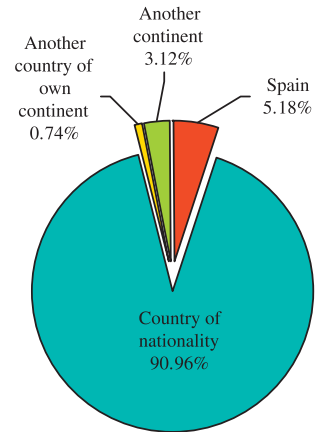
Of the total number of foreigners with registration certificate or residence permit in force as at December 31st 2008, 231,350 (5.18%) were **born in Spain**; on the other hand, 4,062,209 (90.96%) hold the **country of their nationality** as their place of birth; 33,270 (0.74%) were born in **another country of the same continent** as their country of nationality, and 139,340 (3.12%) were born in a **country of a different continent** from their country of nationality. Compared with the previous year, there has been a slight increase in the percentage of foreigners born in Spain (4.75% at the end of 2007), at the expense of those born in the country of their nationality.

Being born in Spain **entitles one to obtain** Spanish nationality on grounds of residence, after one year. In 2007, Spanish nationality based on this reason was granted to 3,864 foreigners, and in 2008 to 4,578.

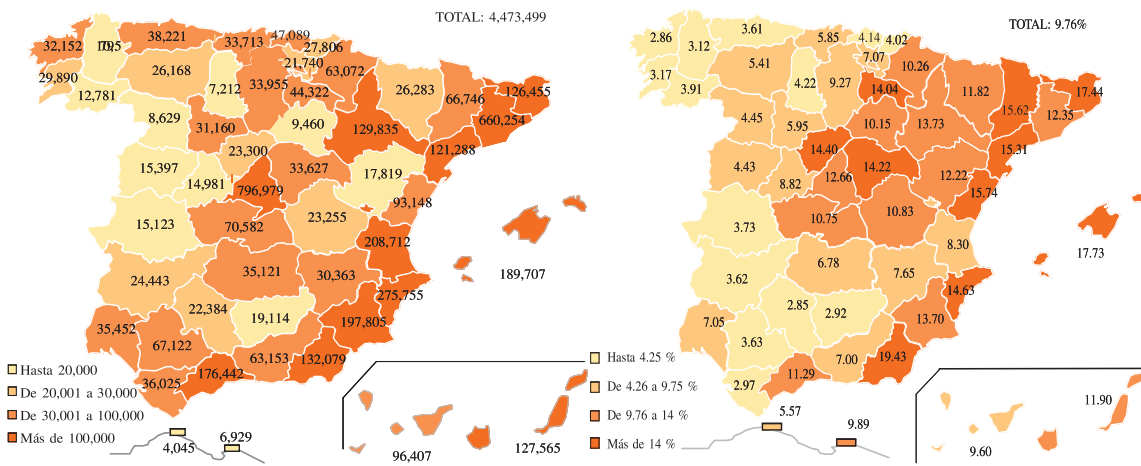
Province of residence

The foreign population is **unevenly distributed** throughout the Spanish territory. **Madrid** is the first province in number of foreigners with registration certificate or residence permit in force (796,979), housing 17.82%. **Barcelona** is the second, with 14.76%, followed by **Alicante** (6.16%), **Valencia** (4.67%) and **Murcia** (4.42%).

Foreigners with registration certificate or residence permit by place of birth. 31-12-2008



Foreigners with registration certificate or residence permit, and as a percentage of the total population by province. 31-12-2008



The foreign population with registration certificate or residence permit in force represents 9.76% of the total population. The percentage of foreigners **exceeds 15% in Almería** (19.43%), **Balears** (17.73%) and **Girona** (17.44%). The lowest percentages are found in Córdoba (2.85%), A Coruña (2.88%), Jaén (2.92%) and Cádiz (2.97%).

Foreigners of the **fifth largest nationalities** residing in Spain are

mainly concentrated in **Madrid** and **Barcelona**. Madrid is home to 21.31% of the Romanians, 29.39% of the Ecuadorians, 20.60% of the Colombians, 16.31% of the Bulgarians, 38.22% of the Peruvians, 11.91% of the Portuguese, 32.67% of the Poles and 33.44% of the Dominicans. Barcelona is home to 19.46% of the Moroccans, 23.60% of the Italians, 25.66% of the Chinese, 18.20% of the Argentines and 23.22% of the Bolivians. The British nationality, the fifth largest, concentrates nearly 50% of its nationals in the provinces of Alicante (29.55%) and Málaga (18.20%). Whereas more than 50% of the German citizens reside in Balears, Las Palmas, Santa Cruz de Tenerife and Alicante. The Portuguese, Romanians, Bulgarians and Colombians are more **scattered**, with less than 50% of their citizens residing in the five most heavily populated provinces by each of these collectives. On the other hand, the Peruvians, Ecuadorians and British **concentrate** more than 65% of their citizens in five provinces.

Foreigners with registration certificate or residence permit by province. Main nationalities. 31-12-2008

	LARGEST PROVINCE IN NUMBER		2ND LARGEST PROVINCE IN NUMBER		3RD LARGEST PROVINCE IN NUMBER		4TH LARGEST PROVINCE IN NUMBER		5TH LARGEST PROVINCE IN NUMBER		REST OF PROVINCES
	Province	%	Province	%	Province	%	Province	%	Province	%	
TOTAL	Madrid	17.82	Barcelona	14.76	Alicante	6.16	Valencia	4.67	Murcia	4.42	52.17
Romania	Madrid	21.31	Zaragoza	6.94	Castellón	6.49	Valencia	5.72	Almería	4.44	55.09
Morocco	Barcelona	19.46	Madrid	11.22	Murcia	9.12	Almería	5.49	Girona	5.44	49.26
Ecuador	Madrid	29.39	Barcelona	17.75	Murcia	11.42	Valencia	5.44	Alicante	5.32	30.67
Colombia	Madrid	20.60	Barcelona	11.31	Alicante	6.57	Valencia	5.50	Las Palmas	5.41	50.61
United Kingdom	Alicante	29.55	Málaga	18.20	Balears	7.39	Murcia	5.94	Almería	5.45	33.47
Bulgaria	Madrid	16.31	Valencia	12.58	Alicante	6.45	Balears	5.80	Valladolid	5.27	53.58
Italy	Barcelona	23.60	Madrid	14.30	Balears	8.78	Sta. Cruz de Tenerife	7.21	Málaga	6.77	39.33
China	Barcelona	25.66	Madrid	24.82	Valencia	4.16	Alicante	4.13	Málaga	3.42	37.80
Peru	Madrid	38.22	Barcelona	26.56	Cantabria	2.33	Sevilla	2.09	Valencia	1.86	28.94
Portugal	Madrid	11.91	Barcelona	6.88	Ourense	4.44	Zaragoza	4.36	Pontevedra	4.19	68.24
Germany	Balears	19.25	Las Palmas	12.35	Sta. Cruz de Tenerife	10.85	Barcelona	10.84	Alicante	9.22	37.51
Argentina	Barcelona	18.20	Madrid	12.25	Balears	8.75	Málaga	7.35	Alicante	7.01	46.43
Poland	Madrid	32.67	Barcelona	11.06	Balears	5.09	Huelva	4.76	Valencia	4.45	41.97
Bolivia	Barcelona	23.22	Madrid	20.69	Murcia	7.39	Valencia	5.56	Sevilla	3.98	39.16
Dominican Rep.	Madrid	33.44	Barcelona	22.29	León	2.43	Asturias	2.39	Balears	2.26	37.20
Rest of countries	Barcelona	18.28	Madrid	13.91	Alicante	7.15	Málaga	5.43	Valencia	5.29	49.94

For further information please consult the Quarterly Report "Foreigners with registration certificate or residence permit in force and Foreigners with stay permit for study purposes in force as at December 31st 2008" at <http://extranjeros.mtin.es>